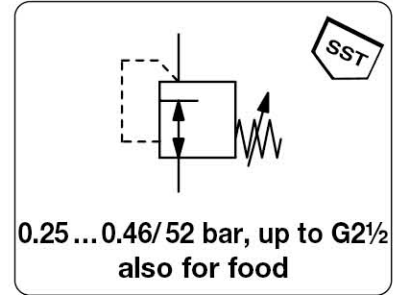


PRESSURE REGULATOR MADE OF STAINLESS STEEL, SUITABLE FOR PHARMACY

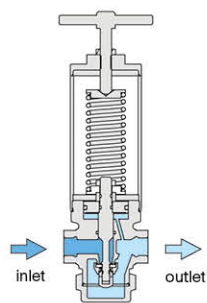
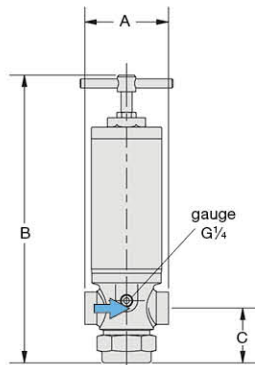
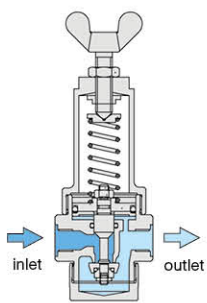
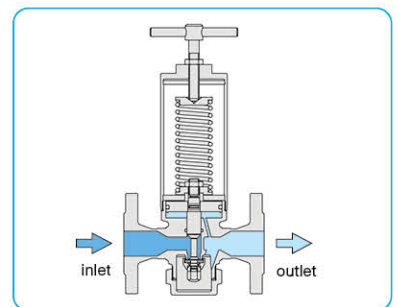
R70

Description	Piston-operated pressure regulator made of stainless steel up to pressure range of 52 bar, independent to inlet pressure.	
Note	It is recommended to select an outlet diameter at least one time larger than the main valve's diameter.	
Media	compressed air, gases, liquids or steam (R70-02 not suitable for steam)	
Supply pressure	max. 16 bar at R70-02,	max. 40 bar at R70-16/-20,
Adjustment	max. 63 bar at R70-03/-06 to -12,	max. 100 bar at R70-04
Relieving function	by wing screw at R70-02,	with locknut
Gauge port	by T-handle at R70-03 to -20,	with locknut
Temperature range	non-relieving	
Material	G $\frac{1}{4}$ on both sides of the body	Mounting position any
	0 °C to 140 °C / 32 °F to 284 °F, EPDM, steamable,	
	0 °C to 150 °C / 32 °F to 302 °F, PTFE/EPDM for steam	
	0 °C to 200 °C / 32 °F to 302 °F, PTFE/AF100/EPDM, for steam	
	Body: stainless steel 1.4301 or 1.4571 (R70-02), optionally 1.4435	
	Spring cage: stainless steel 1.4301	Diaphragm: EPDM
	Seals: EPDM, optionally PTFE	O-rings: EPDM



Dimensions	Nominal size	K _v -value	Flow rate air	Flow rate water	Connection thread	P ₁ max.	Pressure range	Order number
A B C	DN	(m ³ /h)	l/min*1	l/min*2	G	bar	bar	

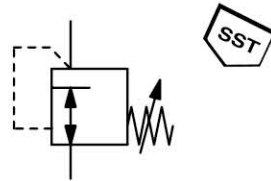
SST pressure regulator								supply pressure max. 16/63/100 bar, non-relieving, for compressed air, gas, water, steam*3			R70
58	185	36	8	0.63	24	3	G $\frac{1}{4}$	16	1.0 ... 2.0	2.0 ... 4.0	R70-02A R70-02B R70-02C R70-02D
70	253	48	10	2.0	55	6	G $\frac{3}{8}$	*4	0.5 ... 1.2	0.9 ... 1.8	R70-03A R70-03B R70-03C R70-03D R70-03E R70-03F
90	333	58	15	3.0	120	15	G $\frac{1}{2}$	*4	0.6 ... 1.2	1.0 ... 2.0	R70-040 R70-04A R70-04B R70-04C R70-04D R70-04E R70-04F R70-04G R70-04H
90	333	58	20	3.2	200	25	G $\frac{3}{4}$	*4	0.6 ... 1.2	1.0 ... 2.0	R70-060 R70-06A R70-06B R70-06C R70-06D R70-06E R70-06F R70-06G R70-06H
105	368	68	25	6.3	350	45	G1	*4	0.5 ... 1.1	1.2 ... 2.4	R70-08A R70-08B R70-08C R70-08D R70-08E R70-08F R70-08G R70-08H



*1 at flow velocity 10 m/s
*2 at 2.5 m/s
*3 not for R70-02
*4 P₁ max. = P₂ max. + 25 bar

Pharmacy and food-safe version

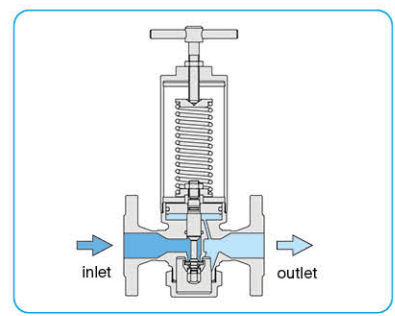
Description	The pharmacy version (option P) standard design is completely made of stainless steel, independent of inlet pressure, sealed at zero consumption, with EPDM and steamable up to 140 °C / 284 °F. Media contact parts have roughness of $R_a < 2.6 \mu\text{m}$.				
Special options	Add the appropriate letter to the order number:				
Outer surface	Valve body: electropolished	FA	glass bead shot-peened	FC	
	Complete valve: electropolished	FB	glass bead shot-peened	FD	ground/polished $R_a 1.2 \mu\text{m}$
Inner surface	Valve body: $R_a < 2.0 \mu\text{m}$		glass bead shot-peened	GA	
	Media contact parts: $R_a < 1.6 \mu\text{m}$	GB	$R_a < 0.8 \mu\text{m}$	GC	$R_a < 0.5 \mu\text{m}$
Connection	Aseptic flange as per DIN 11864-2	F(AS)	as per APV	F(APV)	
	Flange as per DIN 2633 (PN16)	F	as per ANSI B16.5 150 lbs	F150lbs	
	Threaded connection as per DIN 11851	GA			GD
	Clamp fittings as per DIN 32676	CL			



**0.25 ... 0.46/ 52 bar, up to G2½
also for food**

Dimensions	Nominal size	K_v -value	Flow rate air	Flow rate water	Connection thread	P_1 max.	Pressure range	Order number
A B C	DN	(m^3/h)	l/min^{*1}	l/min^{*2}	G	bar	bar	

SST pressure regulator									supply pressure max. 16/63/100 bar, non-relieving, for compressed air, gas, water, steam*3			R70
145	410	85	40	12.5	900	120	G1½	*4	1.0 ... 2.2	R70-12A		
									1.9 ... 3.5	R70-12B		
									3.5 ... 4.3	R70-12C		
									4.0 ... 6.7	R70-12D		
									6.0 ... 8.8	R70-12E		
									8.0 ... 12.3	R70-12F		
									11.0 ... 17.0	R70-12G		
145	410	85	50	13.0	1300	160	G2	*4	1.0 ... 2.2	R70-16A		
									1.9 ... 3.5	R70-16B		
									3.5 ... 4.3	R70-16C		
									4.0 ... 6.7	R70-16D		
									6.0 ... 8.8	R70-16E		
									8.0 ... 12.3	R70-16F		
									11.0 ... 17.0	R70-16G		
220	685	145	65	28.0	3200	420	G2½	*4	0.25 ... 0.46	R70-20A		
									0.5 ... 1.1	R70-20B		
									1.2 ... 2.4	R70-20C		
									2.5 ... 5.5	R70-20D		
									4.5 ... 9.1	R70-20E		
									6.0 ... 12.0	R70-20F		

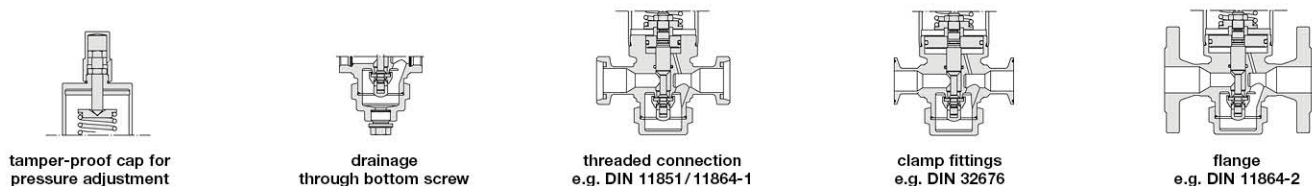


Special options, add the appropriate letter

NPT	connection thread	R70-...N
stainless steel 1.4435	housing 1.4435, spring cage 1.4301 for G¾ up to G1	R70-...S
up to 150 °C / 302 °F	PTFE seals	R70-...X55
up to 200 °C / 392 °F	PTFE / AF100 seals	R70-...X56
tamper-proof cap	adjustment by spanner, height 35 mm lower	R70-...T
drainage	through bottom screw	R70-...U
volume booster	pneumatic pressure setting	R70-...J
other connections	DIN or ANSI flange, threaded connection or clamp fittings	R70-...F.
for pharmacy	forged stainless steel, $R_a < 2.6 \mu\text{m}$, steamable, EPDM	R70-...P
for food industry	EPDM elastomer with FDA approval	R70-...

Accessories, enclosed

pressure gauge	Ø 63 mm, 0... ^{*3} bar, G¼	MS6302-...^{*3}
	for other requirements on request	



*1 at flow velocity 10 m/s
*2 at 2.5 m/s
*3 02 = 0...2.5 bar, 04 = 0...4 bar, 06 = 0...6 bar, 10 = 0...10 bar, 16 = 0...16 bar, 25 = 0...25 bar, 60 = 0...60 bar
*4 P_1 max. = P_2 max. + 25 bar